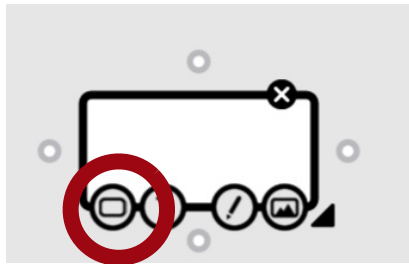


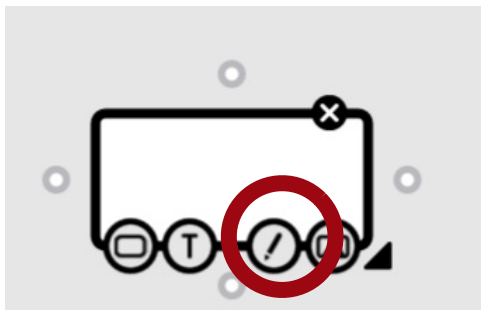
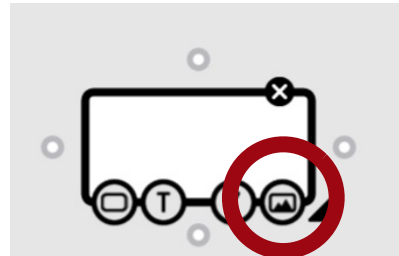


1. What can you do? Make notes, use photos and create ideas.
2. Double click to add a popplet.



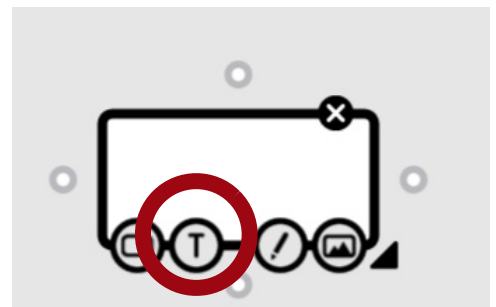
3. Change the color by clicking on the rectangle.

4. Add a photo by clicking on the image icon.



5. Add a drawing by clicking on the pencil.

6. You can add text to a Popplet by clicking on the T.



7. Export options: email PDF, email jpeg, save jpeg.